

Classic 500 Series, Straight Line Treatment Table with Drawers



MODEL 1135

- No upcharge for adjustable backrest
- Ultra-durable, PVC-laminated, hardwood legs
- Laminate shelf, two easy clean, plastic drawers and adjustable backrest
- Choose from 2 top widths: 27" & 30"
- Backrest has 6 settings of approximately: 60°, 55°, 50°, 43°, 36° & 27°
- Drawers can be positioned at either end, and from either side
- Scratch resistant topcoat finish
- Fast and easy assembly
- Seamless rounded corner top
- 2" firm foam padding (5 cm)
- Heavyweight, knit-backed upholstery
- Available in Natural finish only
- **500 lbs. load capacity under normal use (181.43 kg)**



SPECIFICATIONS

1135-27	72" L x 27" W x 31" H
1135-30	72" L x 30" W x 31" H
1135-38	78" L x 30" W x 31" H


Prop 65 Warning



WARNING: This product can expose you to chemicals, including chromium, which is known to the State of California to cause cancer or reproductive toxicity. For more information go to www.P65Warnings.ca.gov.

1

Options




20—small Pillow



034—Paper Dispenser & Cutter Combo




040—Paper Cutter



030—Paper Dispenser



088—Flat Top



009—Nose Hole



055—Drawer Locks



006—Special Length
48" or 60" lengths available on 24", 27" & 30" widths
78" length is only available as item number: 1135-38

Upholstery Colors



Slate Blue



Wedgewood



Royal Blue



Desert Tan



Burgundy



Country Mist



Warm Gray



Gunmetal



Black